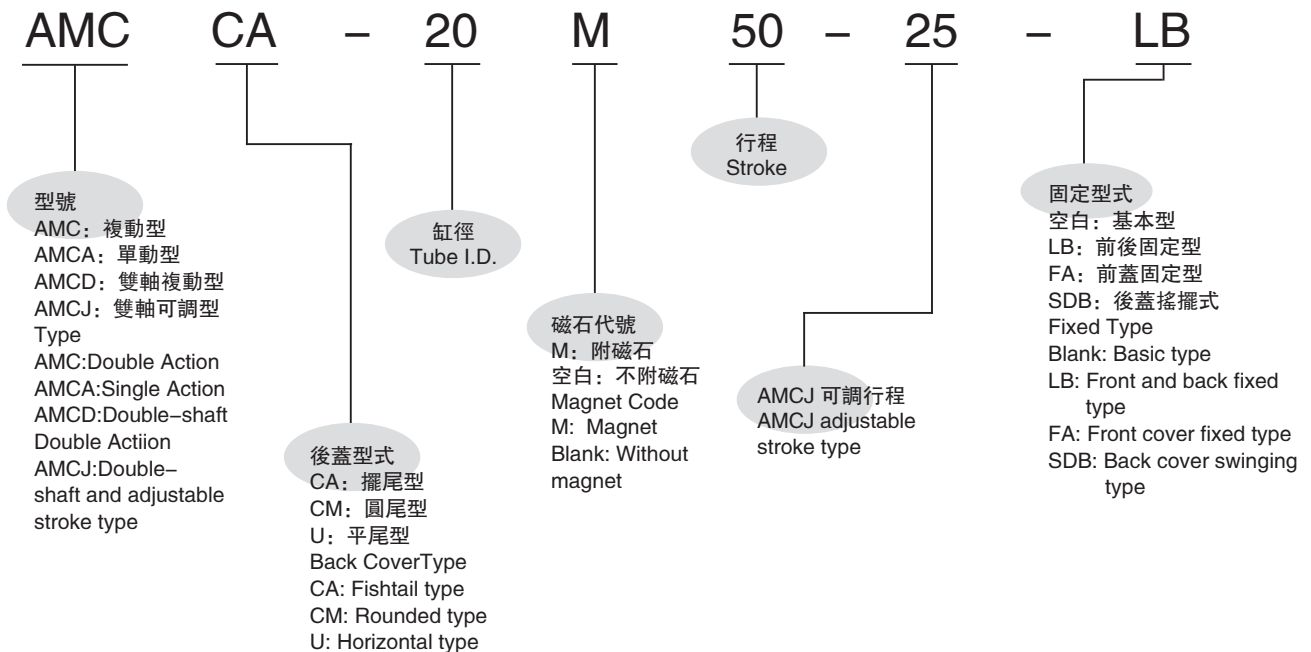


規格 Specification

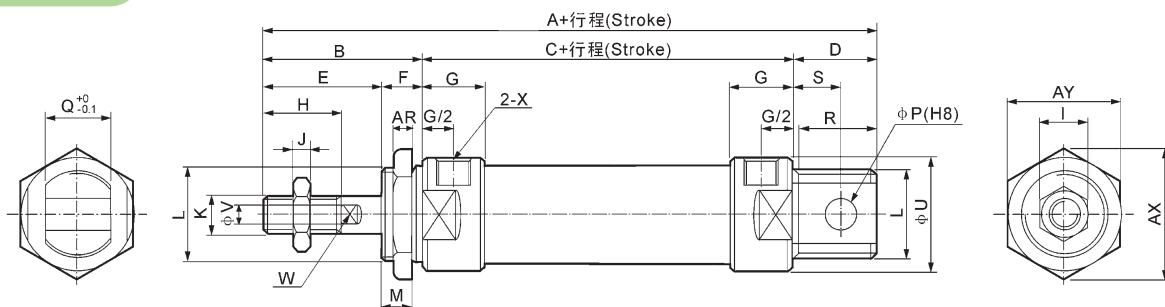


內徑 Tube I.D. (mm)	20	25	32	40
動作形式 Motion Pattern	複動型或單動型 Double Action or Single Action			
工作介質 Working Medium	空氣 Air			
固定型式 Fixed Type	基本型 /Basic type FA 型 /type LB 型 /type SDB 型 /type			
使用壓力範圍 Operating Voltage Range	1.0 ~ 9.0 Kg/cm ²			
保證耐壓力 Ensured Pressure Resistance	13.5 Kg/cm ²			
使用溫度範圍 Operating Temperature Range	0 ~ 70°C			
使用速度範圍 Operating Speed Range	50 ~ 800 mm/s			
緩沖型式 Buffer Type	緩沖墊片 Buffer Spacer			
接管口徑 Port Size	G1/8"			

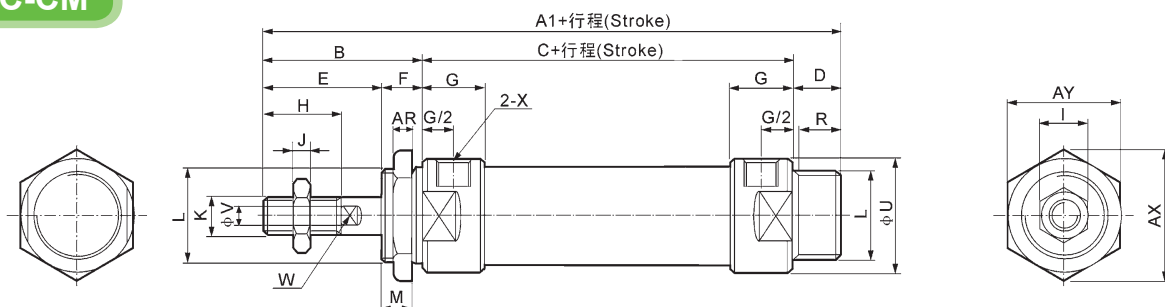
訂購代碼 Ordering Code



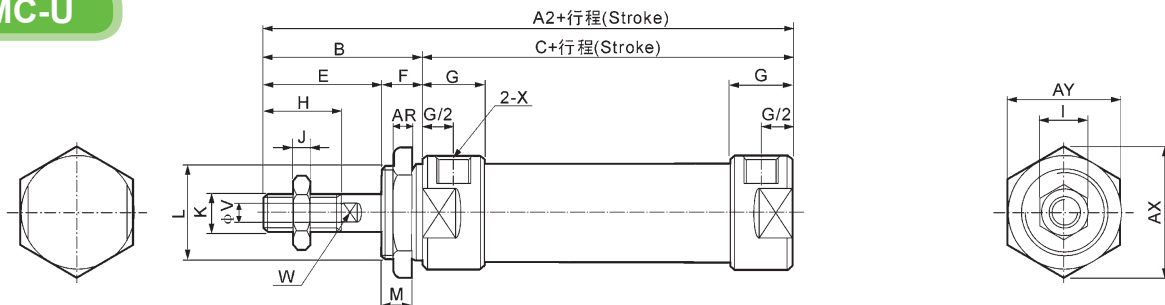
AMC-CA



AMC-CM

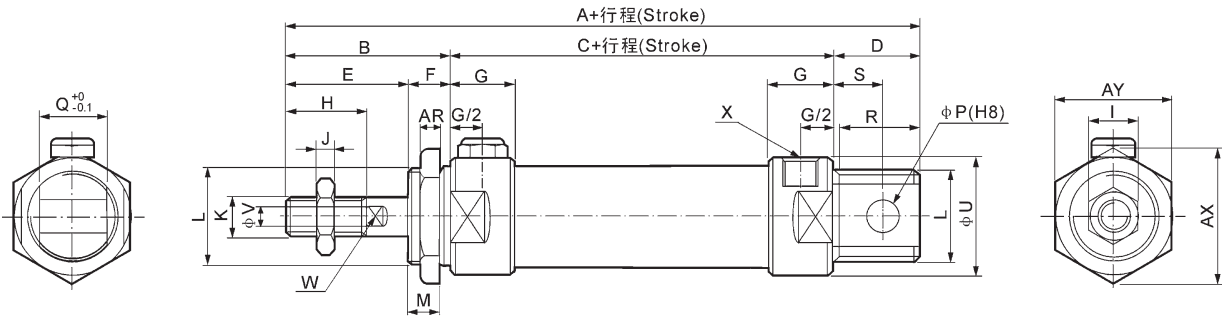


AMC-U

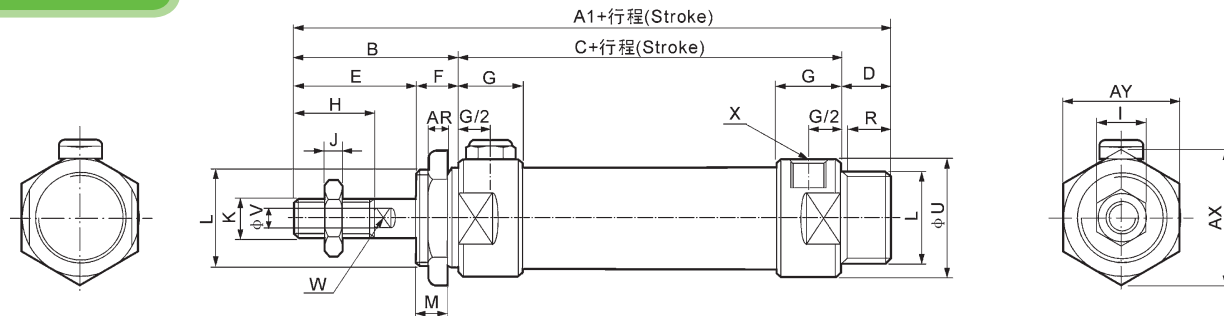


符號 Symbol 內徑 Tube I.D.	A	A1	A2	B	C	D	D1	E	F	G	H	I	J	K
20	131	122	110	40	70	21	12	28	12	16	20	12	6	M8 × 1.25
25	135	128	114	44	70	21	14	30	14	16	22	17	6	M10 × 1.25
32	141	128	114	44	70	27	14	30	14	16	22	17	6	M10 × 1.25
40	165	152	138	46	92	27	14	32	14	22	24	17	7	M12 × 1.25
符號 Symbol 內徑 Tube I.D.	L	M	P	Q	R	R1	S	U	V	W	X	AR	AX	AY
20	M22 × 1.5	10	8	16	19	10	12	29	8	6	G1/8	7	33	29
25	M22 × 1.5	12	8	16	19	12	12	34	10	8	G1/8	7	33	29
32	M24 × 2.0	12	10	16	25	12	15	39.5	12	10	G1/8	8	37	32
40	M30 × 2.0	12	12	20	25	12	15	49.5	16	14	G1/4	9	47	41

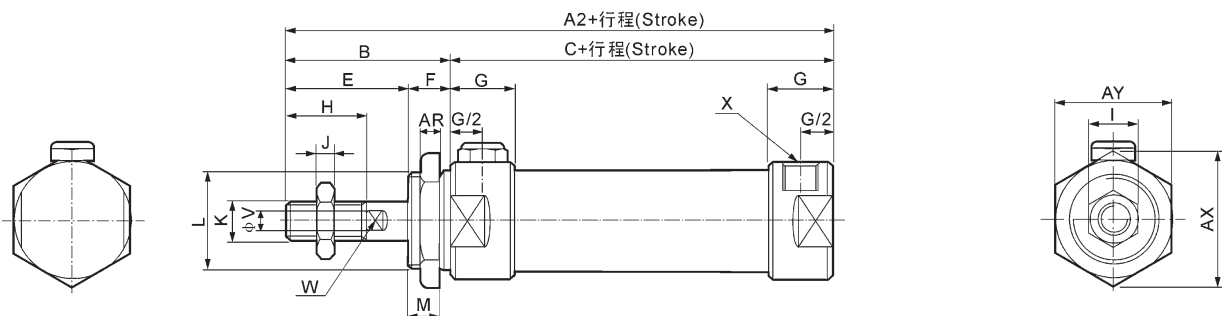
AMCA-CA



AMCA-CM

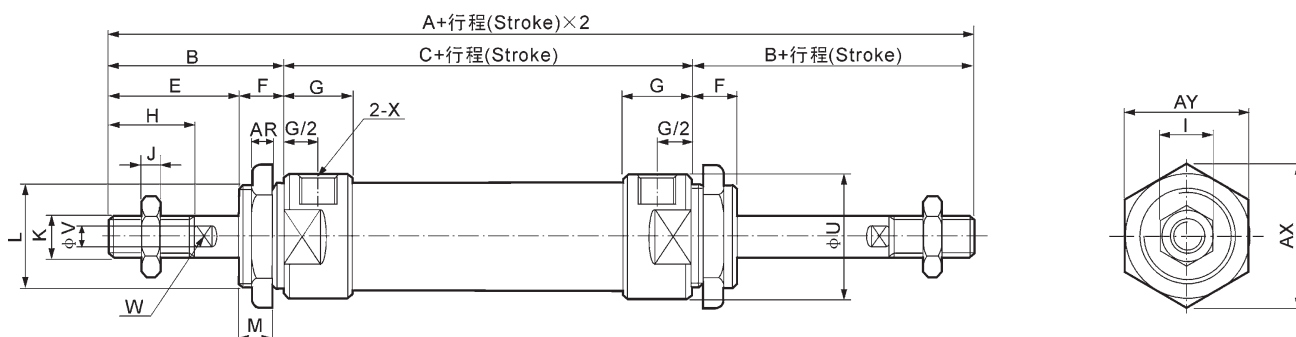


AMCA-U

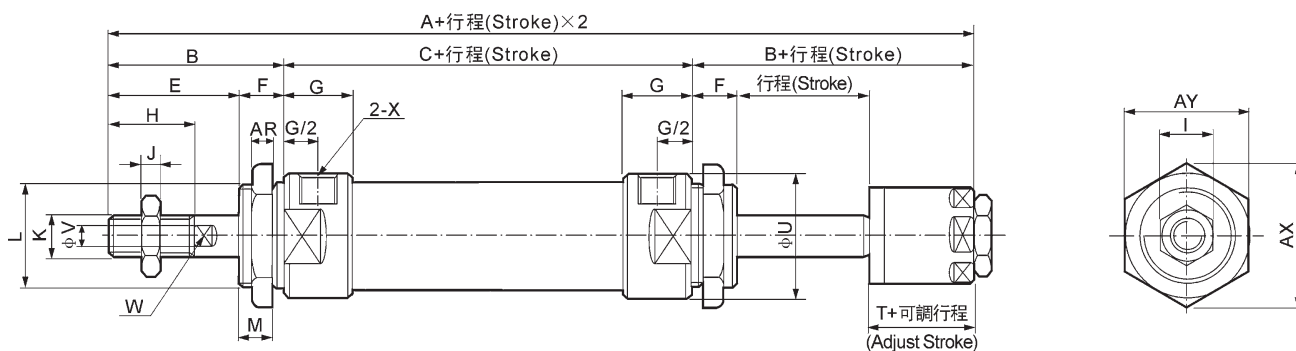


符號 Symbol 行程 Stroke 內徑 Tube I.D.	A		A1		A2		B	C		D	D1	E	F	G	H	I	J
	0~50	51~100	0~50	51~100	0~50	51~100		0~50	51~100								
20	131	156	122	147	110	135	40	70	95	21	12	28	12	16	20	12	6
25	135	160	128	153	114	139	44	70	95	21	14	30	14	16	22	17	6
32	141	166	128	153	114	139	44	70	95	27	14	30	14	16	22	17	6
40	165	190	152	177	138	163	46	92	117	27	14	32	14	22	24	17	7
符號 Symbol 內徑 Tube I.D.	K		L		M	P	Q	R	R1	S	U	V	W	X	AR	AX	AY
20	M8 × 1.25		M22 × 1.5		10	8	16	19	10	12	29	8	6	G1/8	7	33	29
25	M10 × 1.25		M22 × 1.5		12	8	16	19	12	12	34	10	8	G1/8	7	33	29
32	M10 × 1.25		M24 × 2.0		12	10	16	25	12	15	39.5	12	10	G1/8	8	37	32
40	M12 × 1.25		M30 × 2.0		12	12	20	25	12	15	49.5	16	14	G1/4	9	47	41

AMCD



AMCJ



符號 Symbol	A	A1	B	C	E	F	G	H	I	I	K
內徑 Tube I.D.											
20	150	147	40	70	28	12	16	20	12	6	M8 × 1.25
25	158	155	44	70	30	14	16	22	17	6	M10 × 1.25
32	158	155	44	70	30	14	16	22	17	6	M10 × 1.25
40	184	180	46	92	32	14	22	24	17	7	M12 × 1.25
符號 Symbol	L		M	U	V	W	X	AR	AX	AY	T
內徑 Tube I.D.											
20	M22 × 1.5		10	29	8	6	G1/8	7	33	29	19
25	M22 × 1.5		12	34	10	8	G1/8	7	33	29	21
32	M24 × 2.0		12	39.5	12	10	G1/8	8	37	32	21
40	M30 × 2.0		12	49.5	16	14	G1/4	9	47	41	21