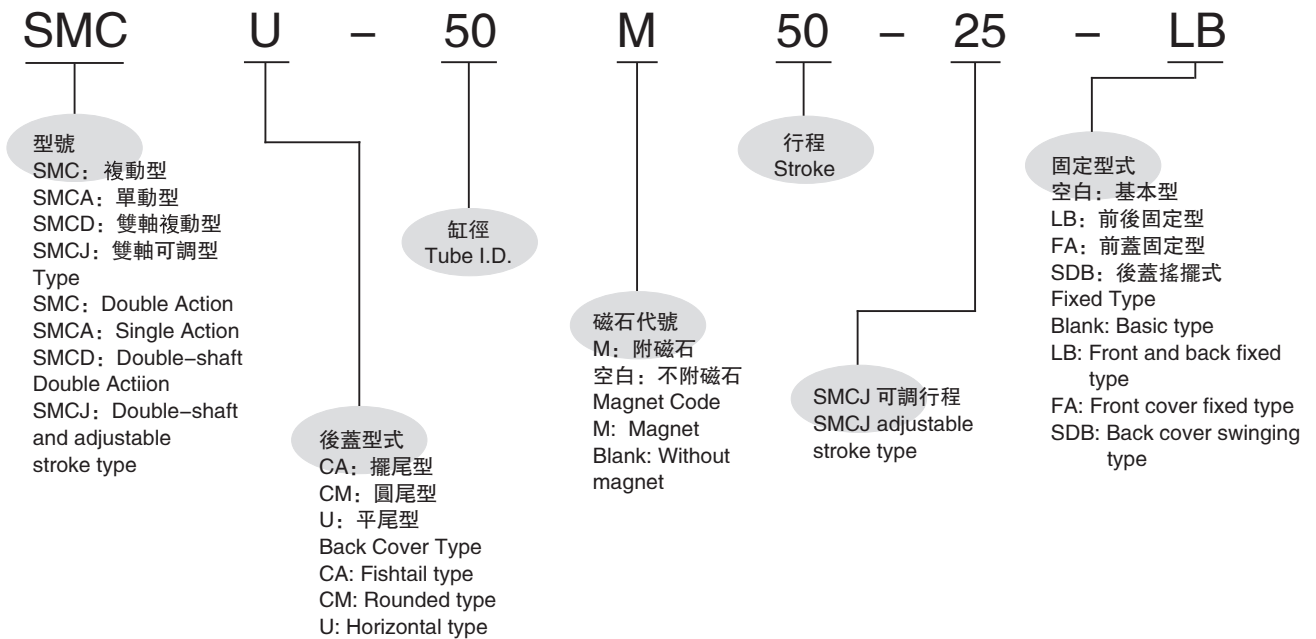


規格 Specification



內徑 Tube I.D. (mm)	16	20	25	32	40
動作形式 Motion Pattern	複動型或單動型 Double Action or Single Action				
工作介質 Working Medium	空氣 Air				
固定型式 Mountings	基本型 /Basic type FA 型 /type LB 型 /type SDB 型 /type				
使用壓力範圍 Operating Pressure Range	1.0 ~ 9.0 Kg/cm ²				
保證耐壓力 Ensured Pressure Resistance	13.5 Kg/cm ²				
使用溫度範圍 Operating Temperature Range	0 ~ 70°C				
使用速度範圍 Operating Speed Range	50 ~ 800 mm/s				
緩沖型式 Buffer Type	緩沖墊片 Buffer Spacer				
接管口徑 Port Size	M5 x 0.8	G1/8"			

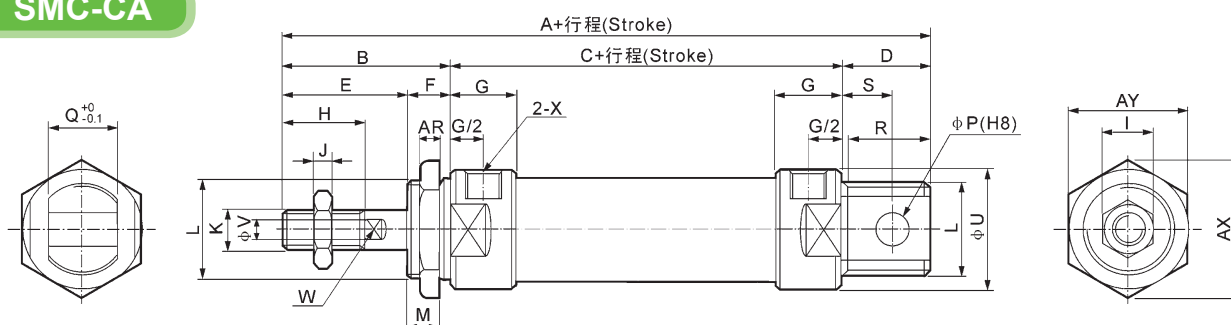
訂購代碼 Ordering Code



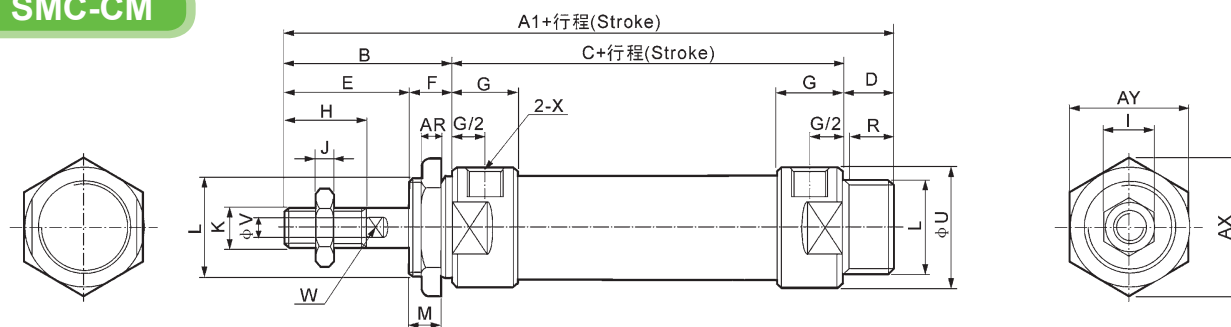
Mini Cylinder
迷你缸

SMC

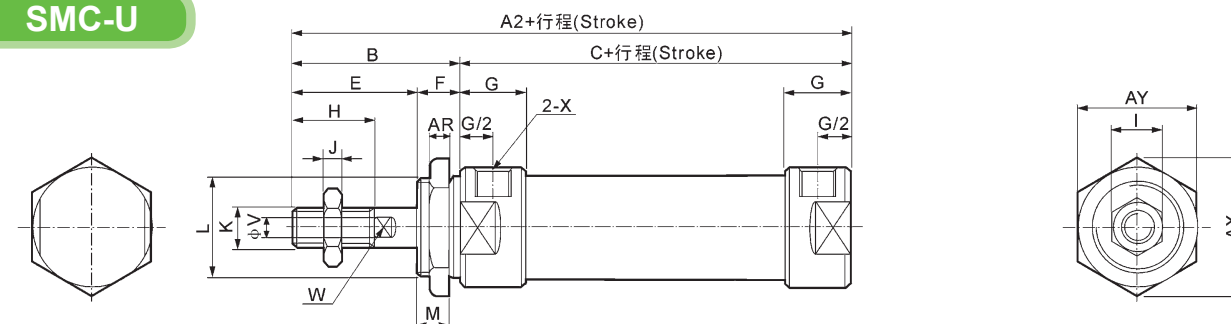
SMC-CA



SMC-CM

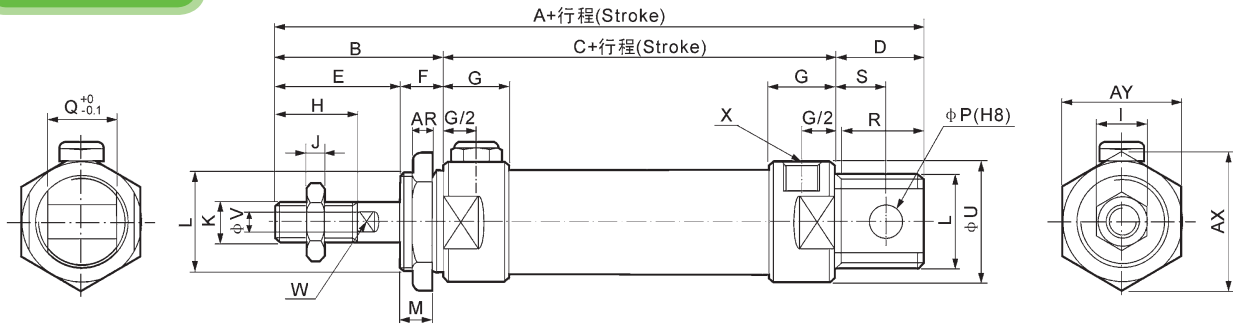


SMC-U

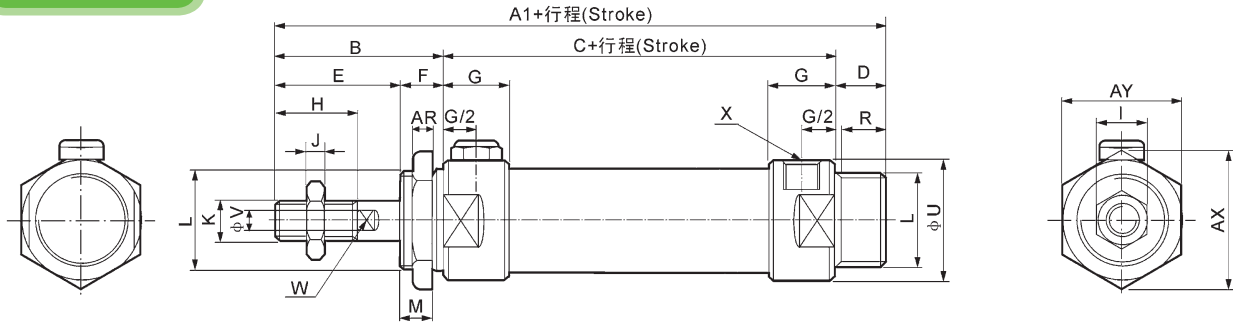


符號 Symbol	A	A1	A2	B	C	D	D1	E	F	G	H	I	J	K
內徑 Tube I.D.														
16	114	114	98	38	60	16	15	22	16	10	16	10	5	M6 × 1
20	137	128	116	40	76	21	12	28	12	16	20	12	6	M8 × 1.25
25	141	134	120	44	76	21	14	30	14	16	22	17	6	M10 × 1.25
32	147	134	120	44	76	27	14	30	14	16	22	17	6	M10 × 1.25
40	149	136	122	46	76	27	14	32	14	16	24	17	7	M12 × 1.25
符號 Symbol	L	M	P	Q	R	R1	S	U	V	W	X	AR	AX	AY
內徑 Tube I.D.														
16	M16 × 1.5	14	6	12	14	14	9	21	6	5	M5	6	24	27.5
20	M22 × 1.5	10	8	16	19	12	12	27	8	6	G1/8	7	33	29
25	M22 × 1.5	12	8	16	19	14	12	30	10	8	G1/8	7	33	29
32	M24 × 2.0	12	10	16	25	14	15	35	12	10	G1/8	8	37	32
40	M30 × 2.0	12	12	20	25	14	15	41.6	16	14	G1/8	9	47	41

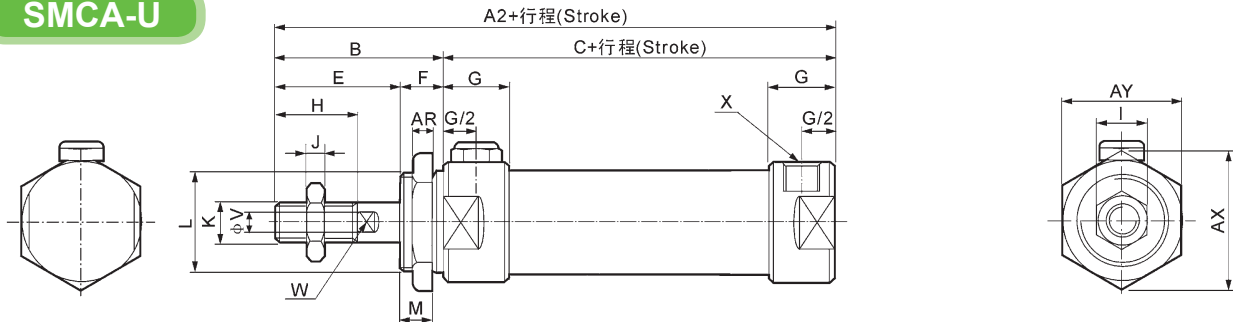
SMCA-CA



SMCA-CM

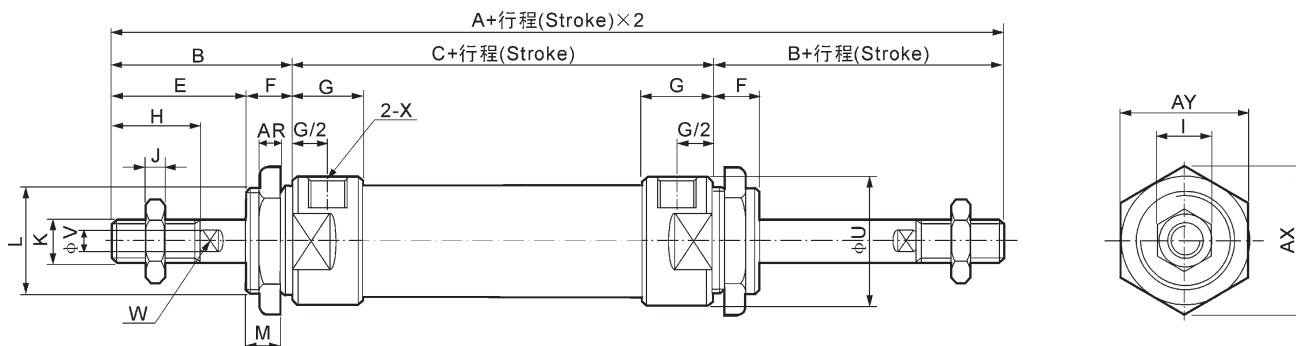


SMCA-U

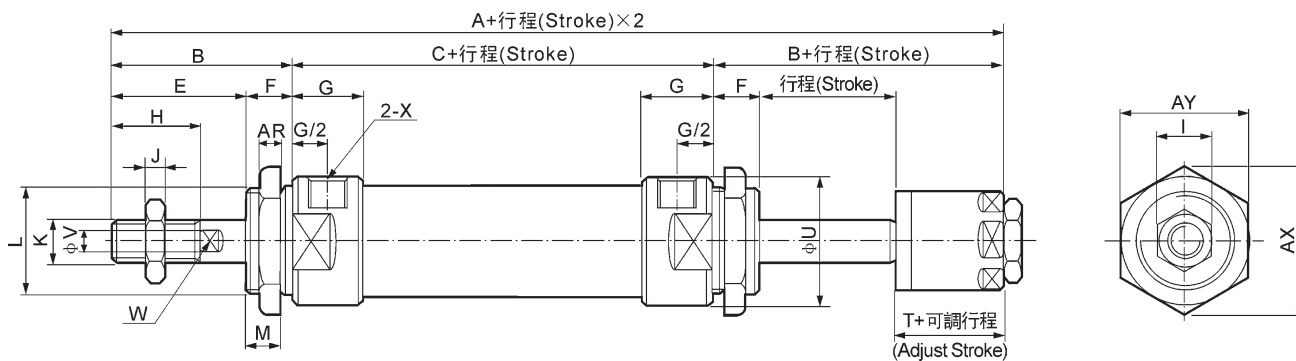


符號 Symbol 行程 Stroke 内徑 Tube I.D.	A		A1		A2		B	C		D	D1	E	F	G	H	I	J
	0~50	51~100	0~50	51~100	0~50	51~100		0~50	51~100								
20	137	162	128	153	116	141	40	74.5	101	21	12	28	12	16	20	12	6
25	141	166	134	159	120	145	44	76	101	21	14	30	14	16	22	17	6
32	147	172	134	159	120	145	44	76	101	27	14	30	14	16	22	17	6
40	149	174	136	161	122	147	46	76	101	27	14	32	14	16	24	17	7
符號 Symbol 内徑 Tube I.D.	K		L		M	P	Q	R	R1	S	U	V	W	X	AR	AX	AY
20	M8 × 1.25		M22 × 1.5		10	8	16	19	12	12	27	8	6	G1/8	7	33	29
25	M10 × 1.25		M22 × 1.5		12	8	16	19	14	12	30	10	8	G1/8	7	33	29
32	M10 × 1.25		M24 × 2.0		12	10	16	25	14	15	35	12	10	G1/8	8	37	32
40	M12 × 1.25		M30 × 2.0		12	12	20	25	14	15	41.6	16	14	G1/8	9	47	41

SMCD



SMCJ



符號 Symbol	A	A1	B	C	E	F	G	H	I	I	K
內徑 Tube I.D.											
20	156	153	40	70	28	12	16	20	12	6	M8 × 1.25
25	164	161	44	70	30	14	16	22	17	6	M10 × 1.25
32	164	161	44	70	30	14	16	22	17	6	M10 × 1.25
40	168	164	46	92	32	14	22	24	17	7	M12 × 1.25
符號 Symbol	L		M	U	V	W	X	AR	AX	AY	T
內徑 Tube I.D.											
20	M22 × 1.5		10	29	8	6	G1/8	7	33	29	19
25	M22 × 1.5		12	34	10	8	G1/8	7	33	29	21
32	M24 × 1.5		12	39.5	12	10	G1/8	8	37	32	21
40	M30 × 2.0		12	49.5	16	14	G1/4	9	47	41	21